

## Product Change Notification

### MultiConnect<sup>®</sup> rCell 100 Series Cellular Routers

### MTR-LEU7 Models Updated Cellular Radio Firmware



Date: January 10, 2022

#### Product Change Notification (PCN) Number

PCN 12072021-002 (MTR-LEU7)

#### I. Overview

MultiTech announces updated cellular radio firmware for MTR-LEU7 devices.

The purpose of this Product Change Notification is to inform customers that updated cellular firmware will begin shipping from MultiTech and that a delta file update is available for upgrading current device fleets.

New cellular radio firmware version: **EG95EFBR06A07M4G 01.001.01.001**

#### II. Suggested Action Plan

We recommend that the following actions be taken.

##### Customers

- Please review the information in this PCN and forward to others within your organization who are actively involved with the deployment of the MultiConnect rCell.

##### Schedule

- Review the [Ordering Part Numbers Impacted](#)
- Technical inquiries: [support.multitech.com](mailto:support.multitech.com)
- Sales inquiries: email [sales@multitech.com](mailto:sales@multitech.com)

##### Distributors

- Forward this announcement to others within your organization who are actively involved in the sale or support of cellular routers
- Notify existing customers of this upcoming change

### III. Cellular Radio Firmware Release Notes

The document below provides the release notes for EG95-E-FB firmware version **EG95EFBR06A07M4G 01.001.01.001**. It describes major changes compared to EG95-E-FB firmware version **EG95EFBR06A06M4G 01.005.01.005**. For a detailed listing of all changes, refer to the EG9X AT Command Set.

[https://www.multitech.com/documents/publications/sales-flyers/Quectel\\_EG95-E-FB\\_Firmware\\_Release\\_Notes\\_V0607.01.001.01.001.pdf](https://www.multitech.com/documents/publications/sales-flyers/Quectel_EG95-E-FB_Firmware_Release_Notes_V0607.01.001.01.001.pdf)


### IV. Schedule

All devices shipping from MultiTech with a date of manufacture (DOM) of December 2021 and later will include the latest cellular radio firmware

- Availability: Starting December 2021
- Date of Manufacture: 2021.12.01 and later
- See [part numbers impacted](#) for details

### Identifying Date of Manufacture

The chassis label (located on the back of each MTR-LEU7 device) includes critical device information, including date of manufacture.



### V. Ordering Part Numbers Impacted

The following ordering part numbers are impacted by these updates:

Model Name Ordering Part Numbers	
<b>MultiConnect<sup>®</sup> rCell 100 Cellular Routers</b>	
<b>Status: Active</b>	<b>Status: Active</b>
MTR-LEU7-B07	MTR-LEU7-B10
MTR-LEU7-B07-EU-GB	MTR-LEU7-B10-EU-GB
MTR-LEU7-B07-HZ	MTR-LEU7-B10-HZ

## VI. Radio Firmware Upgrades – Deployed Devices

The device UI can be used to upgrade radio firmware. First, obtain the appropriate binary upgrade file for the cellular radio in your device.

1. Open the **Radio Firmware Upgrade** page under **Cellular**.
2. Enter the MD5 Check Sum or hash under **File MD5**.
3. Place the downloaded binary or delta file on your local computer. Browse for the file and select it.
4. Click **Start Upgrade**. The system should reboot automatically after a successful download. Otherwise, after ten minutes, the device may be rebooted manually.
5. Check that the cellular radio firmware has been updated. Refer to the **Current Radio Firmware** on the **Radio Firmware Upgrade** page or see the firmware version on the **Radio Status** page under **Cellular**.

**NOTE: If a timeout failure occurs while upgrading cellular firmware using the UI and a cellular connection, first try to boost the signal strength and attempt it again. Otherwise, update via an Ethernet connection.**

## VII. MultiConnect<sup>®</sup> rCell<sup>®</sup> 100 Series Cellular Routers

The MultiConnect rCell is a compact, intelligent and fully-featured communications platform that provides cellular capabilities for fixed and mobile applications. It is intended for use in settings such as:

- Remotely monitoring solar micro-inverters, tanks, pipelines, meters, pumps and valves in any energy, utility, or industrial application.
- The MultiConnect rCell 100 series family has also been successfully deployed by professionals in emergency services, vending, remote patient monitoring, renewable energy systems, process automation and mobile applications (truck, rail, and boat).

The MultiConnect rCell 100 series (MTR-xx) of cellular routers are a part of the MultiTech comprehensive portfolio of cellular connectivity products optimized for M2M (machine-to-machine). The MultiConnect rCell comes with no cost access to DeviceHQ<sup>®</sup> which is MultiTech's cloud platform service to monitor and manage deployed MultiConnect rCell cellular routers in the field.

## VII. Additional Information

If you have any questions regarding this Product Change Notification, please contact your MultiTech sales representative or visit the technical resources listed below:

### **World Headquarters – USA**

+1 (763) 785-3500 | [sales@multitech.com](mailto:sales@multitech.com)

### **EMEA Headquarters – UK**

+(44) 118 959 7774 | [sales@multitech.co.uk](mailto:sales@multitech.co.uk)

### **MultiTech Developer Resources:**

[www.multitech.net](http://www.multitech.net)

An open environment where you can ask development related questions and hear back from MultiTech engineering or a member of this community.

### **Knowledge Base:**

<http://www.multitech.com/kb.go>

Immediate access to support information and resolutions for all MultiTech products.

### **MultiTech Support Portal:**

<https://support.multitech.com>

Create an account and submit a support case directly to our technical support team.

### **MultiTech Website:**

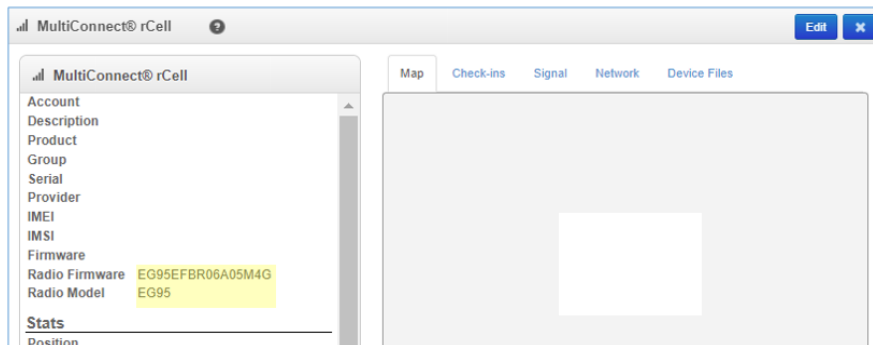
[www.multitech.com](http://www.multitech.com)

**ATTACHMENT I**  
**Identifying Cellular Radio Firmware Version**

There are multiple ways of identifying the cellular radio firmware version on an MTR-LEU7 device:

**1. DeviceHQ:**

MultiTech DeviceHQ<sup>®</sup> is a cloud-based tool set for managing the latest generation of MultiTech devices, including the MTR devices. On the **DeviceHQ Device Page**, select one of the MTR-LEU7 devices. The device overview that appears will show the current **Radio Firmware** version and **Radio Model**.



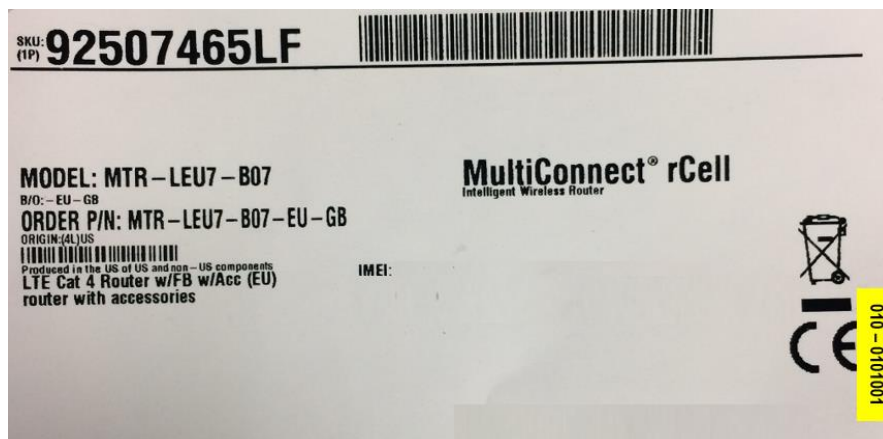
**2. mPower User Interface**

- The Radio Status page displays a summary of the configuration settings for the cellular module in the MTR device
- Module Information – Firmware Version: Module firmware version

**3. Product Packaging**

The carton label for each MTR includes the version of cellular radio firmware included.

<b>010 – 0101001</b>	EG95EFBR06A07M4G 01.001.01.001	Current Firmware Shipping in December 2021
<b>010 – 0501005</b>	EG95EFBR06A06M4G 01.005.01.005	Original Firmware Shipping in February 2020



**Revision History**

Version	Author	Date	Change Description
-001	DT	12/06/2021	Original content
-002	DT	01/10/2022	Updates made to upgrade instructions