



# MultiTech Conduit<sup>®</sup> IP67 Base Station

16-channel v2.1 Geolocation  
Global Models



**MultiTech Conduit<sup>®</sup> IP67 Base Station** is a ruggedized IoT gateway solution, specifically designed for outdoor LoRa<sup>®</sup> public or private network deployments. The product can operate in two modes: standard and geolocation. The standard product operates as a 16-channel, full duplex gateway, supporting both packet-forwarder and built-in network server modes. The geolocation product is based on the Semtech v2.1 reference design, which uses the LoRaWAN<sup>®</sup> protocol to perform Time Difference of Arrival (TDoA) calculations to deliver end-node location information in conjunction with a v2.1 LoRa Network Server. This technology provides asset location information that enables a variety of use cases, services and business models that GPS limitations cannot support.

The FPGA on the LoRa processor allows customers to deploy in standard operation today for existing LoRaWAN network needs and remotely upgrade to geolocation operation as business needs change. There is no need to send a technician to the site to change mode of operation. The Conduit IP67 can support thousands of LoRaWAN certified end nodes natively, including the MultiTech mDot<sup>™</sup>\* and xDot<sup>™</sup>\*, without the need for additional hardware or software upgrades to the end nodes.

\*Represents ideal network configuration and equipment set up. Results vary depending on payload amount, transmission frequency, spreading factor used, as well as terrain, RF interference and obstruction type (e.g., metal, cement, etc.)

## BENEFITS

- Global MNO and LoRaWAN support
- Full duplex communication reduces time and costs of operational management of LoRa end devices
- Increased timing accuracy and Enhanced Security - all geolocation packets are fine timestamped and AES encrypted
- Existing LoRaWAN compliant end nodes can utilize geolocation without extra hardware or software costs
- GPS-free geolocation reduces complexity of locating LoRaWAN end devices

## FEATURES

- Semtech v2.1 design is Geolocation enabled by partnering with a v2.1 LoRa Network Server
- Operates as 16-channel gateway in standard or geolocation operation
- Standard operation supports 1PPS packet timestamp; geolocation operation supports finer packet timestamp

# IP67 BASE STATION HIGHLIGHTS

## Geolocation Applications

There are many IoT use cases that require information on the location of a physical asset, but traditionally have been hampered by technology that either requires additional hardware (e.g., GPS module) and/or has limited capability (e.g., cannot work indoors in wide area applications). With Semtech's v2.1 geolocation solution, new business cases and services in key verticals such as agriculture, health care, logistics, and construction can benefit from location services previously too expensive or impossible to meet utilizing GPS. Whether one wants to locate animals, assets or provide new services cost efficiently, LoRaWAN geolocation is positioned to enable a myriad of use cases that benefit society.

## CONNECTING THE "THINGS"


### MultiTech mDot™ & xDot™

MultiTech mDot and xDot are secure, regulatory-certified, Arm® Mbed™ programmable, low-power RF modules, providing long-range, low bit rate IoT data connectivity to sensors and actuators.

The mDot and xDot are LoRaWAN compliant, providing bi-directional data communication up to 10 miles line-of-sight and 2-3 miles in buildings, using the global sub-GHz ISM radio bands in North America, Europe, and the APAC regions.

The mDot was the first Arm Mbed platform listed on mbed.org that was deployment ready. The mDot supports applications written and compiled in the mbed online environment using developer friendly libraries. Decision making and control can be done at the edge, reducing the need to optimize RF performance and implement complex IoT middleware.

mDots and xDots bring intelligence, reduced complexity and a lower overall bill of material to the edge of the network while supporting a variety of interfaces to connect just about any battery-powered "thing".



## Geolocation with v2.1 LoRa Network Servers

The MultiTech IP67 Conduit v2.1 base station requires a LoRa Network Server that is capable of processing v2.1 packets. v2.1 packets are not backwards compatible with v1.5 or earlier LoRa Network Servers. Therefore, in order to use geolocation with this product, a customer must have access to a v2.1 capable LoRa Network Server. Check with your public LoRa operator of choice to see if they have an agreement with Semtech, as MultiTech is compatible with most operators around the world.


## mLinux Software

mLinux is an open source embedded Linux distribution. It's built using the open source Yocto Project which uses the OpenEmbedded-Core build framework. A pre-built Linux image ships with each Conduit Base Station as well as the source code and build system for creating your own custom image.

- Open source embedded Linux distribution based on Yocto project
- Linux version includes access to resolved Common Vulnerabilities and Exposures (CVE)
- Hardware support for cellular, LoRaWAN, WiFi/BT, and GNSS/GPS
- LoRa packet forwarder
- Tool chain for creating custom images
- WAN connection via Ethernet or cellular
- Cellular PPP, DHCP client and server
- Firewall configuration via iptables
- Full root console access via SSH and serial debug port
- Language support: Python, C, C++, Javascript
- Package upgrade support: Java, Perl, Ruby, Mono C#
- opkg package manager with limited package feed
- Basic router functionality with built-in Linux
- Software configurable USB device port
- Lighttpd web server

Detailed information about getting started and using mLinux can be found at:

<http://www.multitech.net/developer/software/mlinux/>



## SPECIFICATIONS


Models	MTCDTIP-L4G1	
Models	-270A Models	-275A Models
	868	868
Mobile Network Operator	Europe and United Kingdom Network Operators	Europe and United Kingdom Network Operators
Cellular Radio	MTSMC-L4G1	
Cellular Performance	4G - LTE Category 4	
Cellular Fallback	3G - HSPA +, 2G - GPRS	
Frequency Band (MHz)	<b>4G FDD:</b> B1(2100), B2(1900), B3(1800), B4(AWS1700), B5(850), B7(2600), B8(900), B12/B13(700), B18(850), B19(850), B20(800), B25(1900), B26(850), B28(700) <b>4G TDD:</b> B38(2600), B39(1900), B40(2300), B41(2500) <b>3G:</b> B1(2100), B2(1900), B4(AWS1700), B5(850), B6(800), B8(900), B19(850) <b>2G:</b> B2(1900), B3(1800), B5(850), B8(900)	
Packet Data (LTE)	<b>4G-FDD:</b> Up to 150 Mbps peak downlink. Up to 50 Mbps peak uplink <b>4G-TDD:</b> Up to 130 Mbps peak downlink. Up to 30 Mbps peak uplink	
Input Voltage	Ethernet Input Power: 37 - 57 VDC. Provided by PSE injector with power rating of 60W or greater	
Processor & Memory	ARM9 processor with 32-Bit ARM & 16-Bit Thumb instruction sets • 400 MHz • 16K Data Cache • 16K Instruction Cache • 128X16 MB DDR RAM • 256 MB Flash Memory	
Wi-Fi / Bluetooth	N/A	Wi-Fi: 802.11abgn (2.4 & 5 GHz) / Bluetooth: Classic 4.1 and BLE
GPS/GNSS	GNSS for LoRa Packet Time Stamping Concurrent GNSS connections: 3 GNSS Systems Supported: (default: concurrent GPS/QZSS/SBAS and GLONASS)	
LEDs*	PR (Power), ST (Status, user-programmable), L1 (user-defined), L2: (user-defined)	
LoRa Specifications		
LoRa Frequency Band	868 MHz	868 MHz
LoRa Channel Plan	EU868	EU868
LoRa Channel Plans (Approvals Pending) Contact MultiTech for Details	IN865	IN865
Channel Capacity	16-channels (full-duplex)	
LoRa Power Output	27 dBm maximum output power before antenna	
Connectors		
Ethernet	RJ45 Ethernet jack (10/100 port) (PoE)	
USB HOST*	USB 2.0 Type A connector	
SIM*	3FF Micro SIM	
Antennas	Cellular, GPS, LoRa: female SMA / LoRa: reverse polarity female SMA	
Physical Description		
Dimensions (LxWxH)	10.31" x 3.58" x 10.12" (262 mm x 91 mm x 257 mm)	
Physical Weight	6.06 lbs (2.75 kg)	
Chassis Type	IP67-rated, Aluminum	
Environmental		
Operating Temperature	-30° to +75° C	
Storage Temperature	-40° to +85° C	
Certifications		
EMC Compliance	CE Mark (EU), RED (EU), UKCA (UK), EN 55032 Class A, EN 301 489-3 V2.1.1, EN 301 489-1 V2.2.0, EN 301-489-52 V1.1.0	CE Mark (EU), RED (EU), UKCA (UK), EN 55032 Class A, EN 301 489-3 V2.1.1, EN 301 489-1 V2.2.0, EN 301-489-52 V1.1.0
Radio Compliance	EN 300 220-1 V3.1.1, EN 300 220-2 V3.1.1, EN 300 328 V2.1.1, EN 301 511 V9.0.2, EN 301 893 V2.1.1, EN 301 908-1 V11.1.1, EN 301 902-2 V11.1.1, EN 301 908-13 V11.1.1, EN 62311-2008	EN 300 220-1 V3.1.1, EN 300 220-2 V3.1.1, EN 300 328 V2.1.1, EN 301 511 V9.0.2, EN 301 893 V2.1.1, EN 301 908-1 V11.1.1, EN 301 902-2 V11.1.1, EN 301 908-13 V11.1.1, EN 62311-2008
Safety	IEC 60950-1 / IEC 62368-1	IEC 60950-1 / IEC 62368-1
Regulatory Approvals (Approvals Pending) Contact MultiTech for details	Anatel (Brazil), IFETEL (Mexico), SRRC/CCC/NAL (China), KC (South Korea), NCC (Taiwan, China), JATE/TELEC (Japan), FAC (Russia), NBTC (Thailand), IMDA (Singapore), ICASA (South Africa)	
Mobile Network Operator Approvals	GCF, Europe and United Kingdom Network Operators	GCF, Europe and United Kingdom Network Operators
Quality	MIL-STD-810G: High Temp, Low Temp, Random Vibration. SAE J1455: Transit Drop & Handling Drop, Random Vibration, Swept-Sine Vibration. IEC68-2-1: Cold Temp. IEC68-2-2: Dry Heat	
Warranty	2-Years - <a href="http://www.multitech.com/legal/warranty">www.multitech.com/legal/warranty</a>	

\* SIM, LEDs, and USB port accessible under IP67-rated bottom cap cover

\*\* MTSMC-L4G1 is PTCRB, AT&T, and Verizon approved

## IP67 BASE STATION STANDARD MOUNTING OPTIONS

Mounting Options  
(optional accessories shown)



## ORDERING INFORMATION

### MultiTech Conduit® IP67 Geolocation Base Station with Wi-Fi/BT/BLE Support

Model	Description	Region
MTCDTIP-L4G1-275L-868	LTE Cat 4 mLinux Conduit IP67 Geolocation Base Station 16-channel, 868 MHz, with GNSS + Wi-Fi/BT and Accessory Kit	Global

Accessory Kit Includes: Mounting bracket kit, 2 LoRa antennas, 2 cellular antennas, GNSS antenna, Wi-Fi/BT antenna

### MultiTech Conduit® IP67 Geolocation Base Station

Model	Description	Region
MTCDTIP-L4G1-270L-868	LTE Cat 4 mLinux Conduit IP67 Geolocation Base Station 16-channel, 868 MHz, with GNSS and Accessory Kit	Global

Accessory Kit Includes: Mounting bracket kit, 2 LoRa antennas, 2 cellular antennas, GNSS antenna

## RECOMMENDED ACCESSORIES

### Developer Kit & Accessories

Model	Description	Region
MTKIT-MTCDTIP-MF-IP67	IP67 Accessory Kit w/Mounting Bracket, 5' Coax Cable N Type, Male/Female Connectors, IP67-Rated Lightning Arrestor, Grounding Strap Adapter Kit, and Weatherproofing Kit	Global
LGT-ARRST-IP67-1	Conduit IP67 Base Station - IP67-rated Lightning Arrestor and Grounding Strap Adapter Kit (1 Pack)	Global
LGT-ARRST-IP67-5	Conduit IP67 Base Station - IP67-rated Lightning Arrestor and Grounding Strap Adapter Kit (5 Pack)	Global
CA-NATYPE-MF-1	Outdoor Coax Cable, N Type Male & Female connectors, 5 feet (1 Pack)	Global
CA-NATYPE-MF-5	Outdoor Coax Cable, N Type Male & Female connectors, 5 feet (5 Pack)	Global
MB-ANT-IP67-1	Conduit IP67 Antenna Mounting Bracket, Mounts One Antenna (1 Pack)	Global
MB-ANT-IP67-5	Conduit IP67 Antenna Mounting Bracket, Mounts 1 Antenna (5 Pack)	Global
AN868-915A-1-IP67	IP67 LoRa Antenna, 15.3" (4.5 dBi) (1 Pack)	Global
AN868-915A-5-IP67	IP67 LoRa Antenna, 15.3" (4.5 dBi) (5 Pack)	Global
ANLTE5-1-IP67	IP67 LTE Antenna, 7" (3.5 dBi) (1 Pack)	Global
ANLTE5-5-IP67	IP67 LTE Antenna, 7" (3.5 dBi) (5 Pack)	Global

Go to [www.multitech.com](http://www.multitech.com) for detailed product model numbers.

## Services & Warranty

MultiTech's comprehensive Support Services programs offer a full array of options to suit your specific needs. These services are aimed at protecting your investment, extending the life of your solution or product, and reducing total cost of ownership. Our seasoned technical experts, with an average tenure of more than 10 years, can walk you through smooth installations, troubleshoot issues and help you with configurations.

## Technical Support Services

At MultiTech, we're committed to providing you personalized attention and quality service while providing you a quick response to your product support needs. We have several options of support for you to choose from.

For additional information on Support Services as well as other service offerings, please contact your MultiTech representative or visit [www.multitech.com/support.go](http://www.multitech.com/support.go)

## World Headquarters

Multi-Tech Systems, Inc.  
2205 Woodale Drive  
Mounds View, MN 55112 U.S.A.  
Tel: 763-785-3500  
Toll-Free: 800-328-9717  
Email: [sales@multitech.com](mailto:sales@multitech.com)  
[www.multitech.com](http://www.multitech.com)

**MULTITECH**

Produced in the U.S. of U.S. and non-U.S. components. Features and specifications are subject to change without notice.

The LoRa® name and associated logo are trademarks of Semtech Corporation or its subsidiaries. Trademarks and Registered Trademarks: MultiTech and the MultiTech logo, Conduit, Reveal, mDot, xDot, LENS, DeviceHQ: Multi-Tech Systems, Inc. All other products and technologies are the trademarks or registered trademarks of their respective holders.

2023-08 • 86002243 • © 2023 Multi-Tech Systems, Inc. All rights reserved.